

# Technium.

49/2023



The 7th International Conference on Social Sciences  
Organized by Faculty of Social Science  
and Law Manado State University

The Innovation Breakthrough  
in Digital and Disruptive Era



Powered by

**PLUS**  
COMMUNICATION



# Public Perception of Accessibility to Education, Health, Economy, and Living Eligibility in Tomohon City

Irfan Rifani<sup>1\*</sup>, Christian Beckham Liuw<sup>2</sup>, Ellen Eva Poli<sup>3</sup>, Muhamad Isa Ramadhan<sup>4</sup>

<sup>1,3,4</sup> Department of Geography Education, Manado State University, Indonesia

<sup>2</sup> Geography Study Program, Manado State University, Indonesia

\*Corresponding author. Email: [irfanrifani@unima.ac.id](mailto:irfanrifani@unima.ac.id)

## ABSTRACT

This study aims to determine public perceptions of the accessibility of education, health, economy, and the livability of people in Tomohon City. The research method used is quantitative descriptive. Data collection by questionnaire. The results showed that based on the results of the study showed ease of access and high-quality levels of education, health, economy, and livability but there are still low things or percentages that show bad numbers even on a small scale. The future thing that must be done by the government to follow up on several indicators that still need to be improved is to pay attention to improving the quality and quantity of education, health, economy, and livability.

**Keywords:** Accessibility, Perception, Quality

## 1. INTRODUCTION

Poverty is part of a state of inability to meet the most basic needs and demands of life, especially in terms of consumption and income. Poverty can make humans fall into the lowest social conditions and it is not uncommon to access education and health, social groups affected by poverty often do not get more space and opportunities. Poverty is a problem so to overcome poverty, various ways are needed in the form of approaches that are integrated comprehensive, and sustainable

The problem of poverty is very complex and has a multidimensional nature, meaning that poverty is interrelated with various aspects, namely social, economic, cultural, and other aspects. Poverty can be categorized as a phenomenon that can occur anywhere and anywhere. As a result of its multidimensional nature, it needs the right solution.

Tomohon City in North Sulawesi Province is not free from the problem of poverty. Within three years, the poverty indicator in Tomohon City has decreased. In 2018 the poverty rate was 5.95%, then in 2019, the poverty rate decreased to 5.62%. In 2020, the poverty rate in Tomohon City again showed a downward trend, which was at 5.60%. Poverty in Tomohon city is quite low compared to other districts/cities in North Sulawesi province. The following is a comparison of

the poverty rate of urban districts in North Sulawesi province.

**Table 1.** District / City Poverty Percentage, 2018-2020

District/City	Poverty Percentage District/City (Percent)		
	2018	2019	2020
South Bolaang Mongondow District	13,6	13,27	12,77
Southeast Minahasa District	13,29	12,78	12,3
Sangihe Islands District	11,82	11,15	11,14
Sangihe Islands District	9,5	9,86	9,49
South Minahasa District	9,34	9,26	9,14
Siau Tagulandang Biaro District	9,87	9,56	8,94
North Bolaang Mongondow District	8,64	8,45	8,41
Minahasa District	7,3	7,18	7,3
Bolaang Mongondow District	7,67	7,47	7,27
North Minahasa District	6,99	6,93	7
Bitung City	6,67	6,49	6,41
East Bolaang Mongondow District	6,03	6,1	5,88
Manado City	5,38	5,51	5,86
Tomohon City	5,95	5,62	5,6
Kotamobagu City	5,96	5,71	5,42
<b>North Sulawesi</b>	<b>7,8</b>	<b>7,66</b>	<b>7,62</b>

Source: [1]

In Table 1 can be seen the percentage of poverty districts/cities in North Sulawesi where Tomohon city itself is in a relatively low position compared to several other regions that experience an increase in poverty. Poverty in Tomohon City needs to be identified and solved because poverty that occurs over time will bring the community to a problem. Policies must be taken by the government to control poverty in Tomohon City as soon as possible even though in

recent years there has been a decrease in poverty. So it is hoped that this smaller poverty rate can be maintained or even suppressed so that people's welfare can continue to increase. Poverty itself can occur as a result of several basic human needs, such as low levels of education and public health due to the level of the economy that is less qualified and even the result of economic forms that produce low income so there is an imbalance between income and expenditure. Poverty can also be caused by the uncontrollable rate of population growth. Many things need to be addressed and followed up to reduce this poverty rate.

In reality, poverty reduction by the government has not been able to fully achieve targets and results that can be said to be optimal. The number of poor people has indeed decreased but on a small scale. In terms of quality, the lives of poor households have hardly changed. This happens because poverty alleviation policies are carried out simultaneously, even though what needs to be considered first is what type of poverty occurs in the area, and then an in-depth study is carried out to determine what solutions will be used. This is necessary considering that each region or region has different needs and characteristics. In terms of natural resources human resources and culture, each region certainly has differences. So, it is necessary to take a poverty alleviation approach that is tailored to the area that is the purpose of implementing the policy. Poverty is complex and multidimensional so it is a development priority [2].

Poverty is the lack of money and goods to ensure survival. Residents, including immigrants or city dwellers who are included in the labor force with the abilities possessed by each individual, create job opportunities by utilizing existing life, especially in the city [3]. Interrelated poverty factors include income, health, education, access to goods and services, geographical location, gender, and environmental conditions [4]. Poverty is not only limited to economic incompetence but also the failure to fulfill basic rights and differences in the treatment of people or groups in living life based on their human dignity. The basic rights recognized are the needs of food, work, health, education, housing and clean water, land and the environment, and a sense of security from treatment and threats of violence and even various things that have the potential to enter social and political life.

Poverty is not only about living in lack of money or low income, but also related to health, education to

powerlessness in determining personal life. There are four forms of poverty, namely; (a) absolute poverty when income is unable to meet basic needs, (b) relative poverty is a situation of poverty above the poverty line based on the distance between poor and non-poor in a community, (c) structural poverty is occurs when people or groups of people find it difficult to improve living conditions until there is help to push out [5].

Poverty can also be divided into several types, there are two types of poverty, namely (a) natural poverty related to the scarcity of natural resources and public infrastructure and barren land conditions, and (b) artificial poverty as a result of a modernization or development system that makes people unable to control resources, facilities, and economic facilities evenly [3].

Education is a manifestation of improving the quality of human resources. The general state of education of the population can be known from several indicators such as school enrollment rate, level of education graduated, literacy rate, and average length of schooling [6]. Not infrequently aspects of education are referred to as sectors that have an important role in determining the quality of a human being. It is based that through education, humans are considered to know, and from that knowledge, humans are expected to build their life existence. Rationally, it can be concluded that the higher the level or level of education a person has, the better the quality of life is expected.

Regarding the length of education, it can be concluded that education as measured by the average length of schooling does not have a significant effect on the poverty rate. It was found that the absence of the effect of the average length of schooling on poverty rates indicates that the increase in the average length of schooling has less impact on productivity levels [7]. Formal and non-formal education plays a role in overcoming poverty in the long term (direct or indirect impacts) through improvements in productivity and efficiency in general, as well as directly in the form of training the poor with the necessary skills to increase productivity and income.

The higher the level of education, the more knowledge and expertise will also develop, thus encouraging increased productivity. The low productivity experienced by the poor is caused by low access to education. Through investment in education, it will be able to improve the quality of human

resources shown by increasing knowledge and skills that will encourage increased work productivity so that they have better productivity, welfare and avoid poverty [8]. Higher education provides extensive employment opportunities and high incomes [9]–[13].

Health is defined as a state of health, whether physically, mentally, spiritually, or socially that allows everyone to live a productive life socially and economically. Health is capital that has a positive rate of return for both individuals and society at large. Health is one of the main factors needed to build quality human resources to improve the quality of human development in a region [6]. Population health is the capital for the successful development of a nation because of the presence of a healthy society. Through health that has a significant impact on the quality and physical ability of a person, a person can increase work productivity if in good health. The quality and physical ability of a person related to work productivity is closely related to the level of education, training, motivation in work, work ethic, and mental and physical abilities of individuals.

Economic growth is a stage of the process of economic growth starting from the traditional economy in the agricultural sector (production is a subsystem), until finally towards the modern economy of the manufacturing industry sector [6]. Economic growth and poverty are important indicators of development success [14]. High and low rates of economic growth are a consequence of growth in factors of production, growth is a pure condition for the creation of inclusive growth. Inclusive (non-discriminatory) growth can ensure equitable access to growth as growth that can reduce groups that do not benefit from growth or in other words, reduce disparities between existing groups. Inclusive growth is a measure of whether economic growth is quality growth. Economic growth will be called inclusive if it can overcome or reduce poverty, reduce inequality in income distribution, and become a medium in absorbing labor. Economic growth is a condition for poverty reduction, while the condition for adequacy is that economic growth must be effective in reducing poverty [15].

Population development can be a driving and inhibiting factor for development. The driving factor because, first, it allows for more and more labor. Second, market expansion is because the market area of goods and services is determined by two important factors, namely people's income, and population.

While the inhibiting factor of development because it will reduce productivity, and many unemployed [16]. The number of people in the scope of the economy is a fundamental problem, uncontrolled population growth can result in not achieving the goals of economic development, namely people's welfare and reducing poverty. Population quantity control has three main quantitative targets, which include fertility, mortality, and population distribution [17]. Government programs and policies are already based on projected declines in population growth rates designed to produce significant results. Rapid population growth in developing countries causes the level of public welfare not to experience significant improvements and in the long run will experience a decrease in welfare and an increase the number of poor people [18].

Sustainable development is an effort to improve the quality of life by trying not to go beyond the ecosystem that supports life [19]. Sustainable development is aimed at seeking equitable development between generations now and in the future. Sustainable development is multidimensional and multi-interpretation, resulting in sustainable development being seen as a development that meets the needs of current generations without reducing the ability of future generations to meet needs. The development of concept of sustainable development needs to consider socially and culturally reasonable needs, spread basic values that create different consumption standards within an environmental capacity, and reasonably all individuals can aspire to them.

Perception of environmental stimuli shapes mental images [20]. The perception referred to in this study is the meaning of the impression of the situation that occurs in the fields of education, health, economy, and livability in Tomohon City. This perception is important as a basis for a measure of decision or policy making. By knowing perceptions, interested parties (e.g., the government) can make decisions or policies based on perceptions that are awakened in society.

## **2. RESEARCH METHOD**

The research method to be used is quantitative descriptive research. The data to be used is data collected as a result of questionnaires given to the community. The data collection method used in this study was in the form of questionnaires. This study

aims to determine public perceptions of the accessibility of education, health, economy, and livability in Tomohon City.

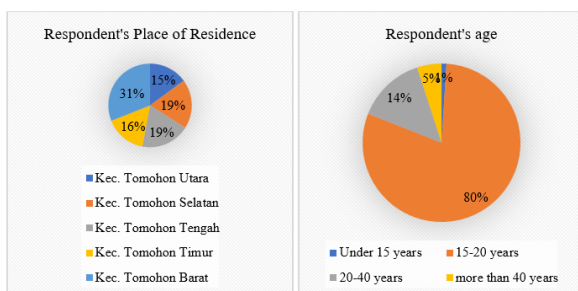
### 3. RESULT AND DISCUSSION

#### 3.1. Geographical Description of Tomohon City

Tomohon City is located in North Sulawesi Province. From Manado city is 25 km away. Tomohon City is located in a mountainous region located at 1°15' N and 124°50' E has an area of 147.21 km<sup>2</sup> and is located at an altitude of approximately 900-1100 meters above sea level. The location of the Tomohon city area is surrounded by the Minahasa Regency, which is in the north bordering the Pineleng and Tombulu districts. To the south, it is bordered by the sub-districts of Sonder and Remboken. On the west with Tombariri sub-district and in the east, it is bordered by the Tondano sub-district and the Airmadidi sub-district, North Minahasa Regency.

#### 3.2. Characteristics of Respondents

The characteristics of respondents used are categorized according to age, occupation, and place of residence. The characteristics of respondents can be seen in Figure 1.



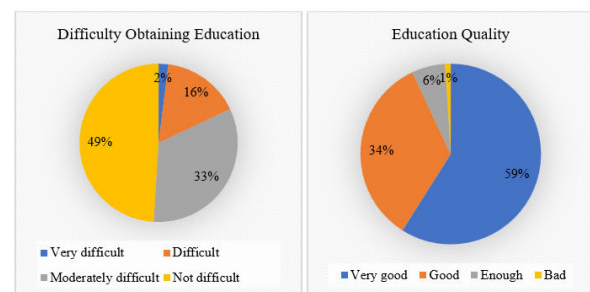
**Figure 1.** Respondent Characteristics

Based on Figure 1, respondents are generally evenly distributed throughout the sub-districts in Tomohon City. The sub-district that received the most respondents was the West Tomohon sub-district and the one with the lowest respondent was the North Tomohon sub-district. Furthermore, if you look at the age range of respondents, the largest category of respondents is at the age of 15-20 years with roles in society dominated by high school students and college students. For ages under 15 years students and students who are in elementary and junior high schools. As for the age range of 20-40 years, it is dominated by workers such as drivers, civil servants,

housewives, laborers, and other workers. This also applies to the category of respondents over the age of 40 years, even some of these respondents are retirees. Based on these two results, it is then continued with the identification of indicators in the form of education, health, economy, and livability.

#### 3.3. Educational Accessibility

In obtaining data related to education, what is done is testing indicators of the level of difficulty in obtaining education and also the level of quality of education in Tomohon City. The results obtained can be seen in Figure 2.



**Figure 2.** Education Accessibility Diagram

Education is the first and important step to prepare the nation's generation with competitive competencies in the era of globalization and the digital era. Therefore, the importance of improving the quality of education must start from the level of education units. Improving the quality of education in each education unit is an action to improve the results of education implementation to be in accordance with the direction of education policy by increasing the effectiveness and efficiency of the educational processes and activities implemented. Education units are expected to be able to design education quality improvement with four stages, namely achievement evaluation, evaluation planning, quality improvement, and monitoring of education quality.

Education in Tomohon City seen from the two indicators related to education listed in the diagram above states that education in Tomohon City is recorded very well. In obtaining education in this city, the community is not faced with things that can hinder in obtaining education. As many as 49% of respondents mentioned that they did not find it difficult to obtain education in this city. Judging from the access to educational facilities, it is considered to be so good that the community no longer has difficulty in reaching educational facilities. Regarding the cost

of education in this city, respondents stated that the cost of education is very much by the standard of education and educational facilities provided.

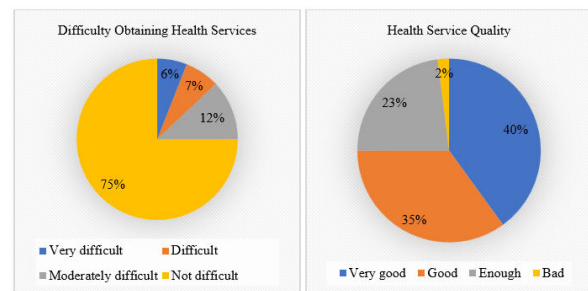
However, apart from this, several things still need to be followed up, namely related to small communities that have not evenly felt what education is like. In conducting this respondent analysis, several important points were found and one of them was related to small communities who still did not feel education, both basic and higher education. This is also related to the distribution of education which is considered to still need improvement, so it is hoped that the government can see and evaluate and is expected to try to create programs that can be a solution and help people who have not been reached by education.

Judging from the quality of education which touched 59%, it means that education in Tomohon City in terms of its quality, education in this city does not need to be doubted. Tomohon City is nicknamed the City of Education, and the nickname is very real. The respondents, stated that the education received today is one of the most important. That education taken today is one way to bring towards ideals, so education is very important. Many of the respondents also stated that the improvement in the quality of education from year to year has been very good, starting from the results of human resources, increasingly smart students, even educators who are very by the needs of today's world of education.

But apart from this, some things need to be reviewed, such as educational facilities and infrastructure that support the quality of education and education that focuses on the quality of human resources. So, it is hoped that the relevant agencies can follow up on this so that the quality of education in Tomohon City which is already very good will continue to increase until finally it reaches the perfect peak in terms of quality and quantity. Quality education is the result of an effective and efficient process of providing education. Education becomes a picture of how to respond to change. Education as the axis of life change will be the basis for the realization of the development of a whole society.

### 3.4. Health Accessibility

In obtaining health-related data, indicators of difficulty in obtaining health services and the level of health services in Tomohon City were used. The results obtained can be seen in Figure 3.



**Figure 3.** Health Accessibility Diagram

The quality of health services is very important and needs to be realized by health service units such as hospitals, public health centers, and others. To meet these expectations, health service centers always strive to improve the quality of health services provided. In the diagram above, respondents stated that obtaining health services in Tomohon City was fairly easy with 75% of respondents feeling that they did not have difficulty in obtaining health services. Difficulties in obtaining health services will greatly impact human survival, so with indicators that show large numbers regarding the ease of obtaining health services, it is hoped that people will not need to hesitate anymore if they want to visit health service centers in the future. Regarding the quality of health services, it shows a very good percentage, with a figure of 40%. With this very good number, it is hoped that health services in Tomohon City will be maintained or even improved to the perfect phase so that the level of public health is getting better every day

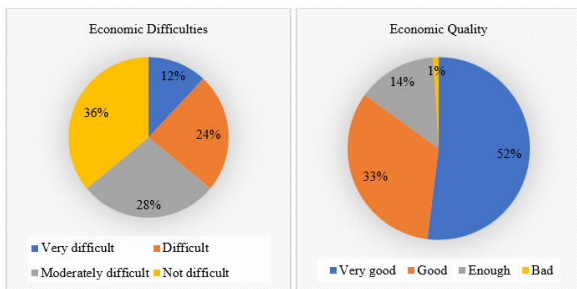
The quality of health services is the core of the survival of an institution that becomes a health care provider, therefore the integrated quality revolution movement is a demand that should not be ignored by an institution to continue to exist and develop. In providing health services, innovation is needed to support public satisfaction with the quality of excellent health services. Health services are a process of improving the degree of health and welfare of every person. Everyone has the right to obtain health services and the government is responsible for the availability of all forms of quality, safe, efficient, and affordable health efforts for all levels of society.

Health services are all forms of activities that directly or indirectly seek to produce a health service needed or demanded by the general public to overcome health problems. Health services are also facilities for obtaining health services facilitated by local governments that aim to serve people who need health services which contain four main elements of

health services, namely preventive, promotive, curative, and representative health services.

### 3.5. Economic Accessibility

In obtaining data related to the city's economy, what is done is testing indicators of the level of difficulty in the economy and also the level of economic quality in Tomohon City so that the results are obtained as stated in Figure 4.



**Figure 4.** Economic Accessibility Diagram

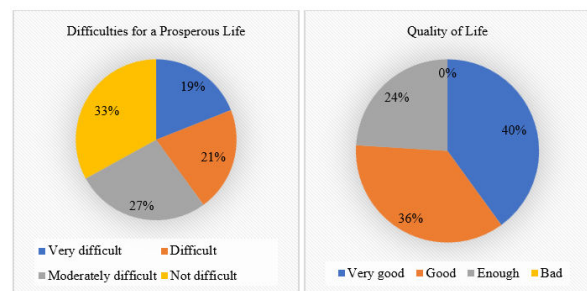
Based on the acquisition of respondent data above, it shows a perfect indicator where difficulties in the community's economic sector can be overcome with an assessment of 36% of respondents stating that the economy in Tomohon City is not difficult to obtain. That means that employment as the basis of economic movement in this city is still widely open and provides opportunities for all groups to obtain household economic welfare. However, this figure does not necessarily make the community not proactive to maintain the stability of the city's economy. Several steps need to be taken to achieve maximum results, especially in equal distribution of employment to increase work competence and welfare. Judging from the trend of economic quality, the figure listed is 52%.

The quality of regional economic growth is now the main benchmark for the community to assess the good and bad performance of local government. This is due to the assumption that with high economic growth, it will not be a guarantee that the area will be free from problems, especially related to social problems so that the economic growth rate is considered not quality. That the community judges the quality of the economy that is running is appropriate and developing. Based on this, it can be said that the economic development of the people in Tomohon City is growing rapidly even in terms of quality. Quality economic growth is growth that aims to create an equal distribution of people's income, control and reduce poverty, and open up broad job opportunities.

Realizing quality economic growth is a big challenge for every region. The positive impact of high economic growth is expected to be felt as a form of justice and equality for all groups or all levels of society.

### 3.6. Accessibility of Livability

In obtaining data related to the population, what is done is testing indicators of the level of difficulty related to decent living and also the quality of life in Tomohon City so that results are obtained as shown in Figure 5.



**Figure 5.** Accessibility of Livability Diagram

Based on the results above regarding difficulties related to a decent life, it can be seen that a percentage of 33% stated that it was not difficult. That is, various needs and problems in the population are still very conducive. Some things that become questions are related to the condition of population quantity where in Tomohon City itself over time the condition of population density is increasing. It is hoped that employment and population will continue to be equal so that inequality does not occur. The acquisition of data also discussed densely populated areas. Population density is a condition where the denser the number of human populations at a certain space limit increases more and more when compared to the available space area.

Population density is an indicator of population pressure in a particular area. Excessive population density figures will eventually disrupt mutual comfort in the local environment. The impact that can be caused by population density is also very diverse. Such as the high level of competition in the world of work, the decline in quality from the environment to the disruption of stability and conduciveness of local security. When viewed in terms of population quality with a figure of 40%, of course, it can be answered that Tomohon City in responding to population development in this city is very good. Population

quality is a condition of the population that is studied from physical and non-physical aspects which include various things such as the level of population health, education level, type of work, productivity, social life, resilience, independence, and intelligence possessed which can be used as a basic measure in developing abilities and enjoying life as a human being who is devout, cultured, personality, nationality and also the feasibility of life.

The quality of the population is expected to encourage the implementation of a monitoring system on the rate of population growth and the improvement of supporting facilities and infrastructure. Controlling the quantity of population needs to be accompanied by good quality, so that gradually the increase in the number of populations which is then controlled at the same time will create quality human resources to win the increasingly fierce global competition. The quality of the population is also related to the ability of the population to process and utilize various forms of natural resources owned to improve the welfare of the people themselves. The quality of the population can be classified into two parts, namely the physical quality of the population which includes the fulfillment of community nutrition, health levels, mortality, and life expectancy at birth. Then related to the nonphysical quality of the population includes several things such as the level of education of the community, job training, and attitudes (desires and drives).

#### 4. CONCLUSIONS

Based on the results of the study shows ease of access and high-quality levels of education, health, economy and livability but there are still low percentages that show bad numbers even on a small scale. Education is the main basis for humans to acquire their own competence, health is a guarantee for the continuity of human welfare. With good education and health, a person can carry out economic activities well. Education helps a person in obtaining a job in accordance with his field of expertise and to earn income in meeting daily needs.

Population also plays a role in it where with wide employment opportunities open, it can make people avoid poverty. Indicators that show good scale in all fields make Tomohon a city that shows its capacity as a developing city towards a developed city. The education provided in this city in terms of quality is already very good, it's just that in some parts it still

needs a little improvement to maintain the quality that already exists today. Likewise with health, where public health has been so good in terms of service. People really feel the presence of health services in this city so that public health insurance is really guaranteed. The economy of the people in Tomohon City is also very good because of the indicators that show that people can easily still live their lives and can get jobs so that the wheels of the economy can still run well and most importantly can avoid poverty and sustainable development goals can be achieved.

#### ACKNOWLEDGMENTS

Appreciation to all research respondents, several schools in the Tomohon city area, and students in the population policy course.

#### REFERENCES

- [1] BPS Kota Tomohon, "Garis Kemiskinan Kabupaten/Kota, 2003-2020," 2021.
- [2] D. V. Ferezagia, "Analisis Tingkat Kemiskinan di Indonesia," *J. Sos. Hum. Terap.*, vol. 1, no. 1, pp. 1-6, 2018, doi: 10.7454/jsht.v1i1.6.
- [3] S. Chriswardani, "Memahami Kemiskinan Secara Multidimensional," *Proc. - Eur. Aviat. Saf. Semin. EASS*, vol. 08, no. 03, pp. 585-597, 2010.
- [4] D. D. Utama, "Peranan Pendidikan Dalam Pengentasan Kemiskinan," *Dialogue Can. Philos. Assoc.*, vol. 6, no. 1, pp. 1-12, 2009.
- [5] C. Pratama Yoghi, "Analisis Faktor-Faktor Yang Mempengaruhi Kemiskinan di Indonesia," *J. Adm. Publik dan Bisnis*, vol. 1, no. 2, pp. 1-8, 2019, doi: 10.36917/japabis.v1i2.9.
- [6] M. Idris Thahir, B. Semmaila, and A. Arfah, "Pengaruh Pertumbuhan Ekonomi, Pendidikan Dan Kesehatan Terhadap Kemiskinan di Kabupaten Takalar," *J. Manag. Sci.*, vol. 2, no. 1, pp. 61-81, 2021, doi: 10.52103/jms.v2i1.323.
- [7] A. N. Suryandari, "Pengaruh Pertumbuhan Ekonomi, Pendidikan, Dan Kesehatan Terhadap Tingkat Kemiskinan di Provinsi DIY Tahun 2004-2014," *J. Pendidik. dan Ekon.*, vol. 7, pp. 33-41, 2018.
- [8] A. Fahmi, "Faktor Pendidikan dan Kesehatan Berpengaruh Terhadap Kemiskinan di Provinsi Jambi," *J. Dev.*, vol. 4, no. 2, pp. 89-103, 2016,

doi: 10.53978/jd.v4i2.38.

- [9] I. Jaman, H. M. Karwur, and X. E. Lobja, "Kondisi Sosial Ekonomi Pembudidaya Rumput Laut di Desa Apal Kecamatan Liang Kabupaten Banggai Kepulauan," *Geogr. J. Pendidik. dan Penelit. Geogr.*, vol. 4, no. 1, pp. 1–11, 2023.
- [10] I. Mandak, F. Rewah, and V. Oroh, "Kajian Kondisi Sosial Ekonomi Nelayan di Desa Peling Sawang Kecamatan Siau Barat Kabupaten Kepulauan Sitaro," *Geogr. J. Pendidik. dan Penelit. Geogr.*, vol. 1, no. 1, pp. 12–16, 2020.
- [11] M. Nainggolan, H. M. Karwur, and K. S. Andaria, "Kajian Sosial Ekonomi Pengrajin Gula Aren di Desa Kalait Dua Kecamatan Touluaan Selatan Kabupaten Minahasa Tenggara," *Geogr. J. Pendidik. dan Penelit. Geogr.*, vol. 1, no. 1, pp. 23–26, 2020.
- [12] J. Yerikho, "Hubungan Tingkat Pendapatan Keluarga dengan Pendidikan Anak," *J. Penelit. Pendidik. UPI. Bandung*, 2007.
- [13] I. R. Garing, H. M. Karwur, and F. Rewah, "Kajian Sosial Ekonomi Petani Kelapa di Desa Mangaran Kecamatan Kabaruan Kabupaten Kepulauan Talaud," *Geogr. J. Pendidik. dan Penelit. Geogr.*, vol. 1, no. 1, pp. 6–11, 2020, doi: <https://doi.org/10.53682/gjppg.v1i1.130>.
- [14] A. Jonaidi, "Analisis Pertumbuhan Ekonomi Dan Kemiskinan Di Indonesia," *Kaji. Ekon.*, vol. 1, no. April, pp. 140–164, 2012.
- [15] S. Ahmad, "Pertumbuhan Ekonomi Dan Kemiskinan Di Indonesia," *Ris. Akunt. dan Keuang. Indones.*, vol. 3, no. 1, pp. 71–79, 2018, doi: 10.23917/reaksi.v3i1.5609.
- [16] K. Berliani, "Pengaruh Tingkat Pengangguran, Tingkat Pendidikan dan Laju Pertumbuhan Penduduk Terhadap Tingkat Kemiskinan Penduduk Provinsi Jawa Barat Tahun 2015-2020," *Syntax Lit. ; J. Ilm. Indones.*, vol. 6, no. 2, p. 872, 2021, doi: 10.36418/syntax-literate.v6i2.2244.
- [17] H. Fuadi, "Analisis Dampak Peningkatan Laju Pertumbuhan Penduduk (Data Sp2020) Terhadap Pengendalian Kuantitas Penduduk Di Nusa Tenggara Barat," *Elastisitas - J. Ekon. Pembang.*, vol. 3, no. 2, pp. 148–155, 2021, doi: 10.29303/e-jep.v3i2.45.
- [18] S. Didu and F. Fauzi, "Pengaruh Jumlah Penduduk, Pendidikan Dan Pertumbuhan Ekonomi Terhadap Kemiskinan Di Kabupaten Lebak," *J. Ekon.*, vol. 6, no. 1, pp. 102–117, 2016, doi: 10.35448/jequ.v6i1.4199.
- [19] A. Rahadian, "Startegi Pembangunan Berkelanjutan," *Pros. Semin. STIAMI*, vol. III, no. 01, 2016.
- [20] I. Rifani and M. I. Ramadhan, "Perception and Behavior of Forest Resources in Sukamaju Village Cihaurbeuti District Ciamis Regency," *J. Geogr. Gea*, vol. 22, no. 2, pp. 135–147, 2022.